

S-5!®

The Right Way!

S-5-PV Kit




S-5-PV Kit

The concept of combining photovoltaic arrays with standing seam metal roofing is growing—and for good reasons. A standing seam metal roof has a life expectancy consistent with that of framed PV modules. A 30-year power source, on a 30-year roof, along with zero-penetration technology creates the most sustainable roof system available coupled with alternative power generation!



The challenge has been in how to attach the PV modules to the standing seam roof systems without jeopardizing roof material and weather-tightness warranties. The answer is the S-5-PV Kit and the S-5! Mini.

With a service life compatible with the expectancy of metal roofs and attached accessories, the S-5-PV Kit offers unmatched sustainability. Penetration-free attachment, lower installation costs, and cooler roofs, combined with rising energy costs and increased environmental concerns all spell a bright, sunny future for PV and standing seam metal roofs. S-5! makes it easy.



Attach almost **anything** to standing seam metal roofs without piercing the panel!

888-825-3432

www.S-5.com

S-5-PV Kit

Break an arm off and add a flange nut for edge condition.

The S-5-PV Kits are furnished with the hardware shown at right, excluding the attachment clamp, which is supplied separately. S-5-PV Kits are compatible with most common metal roofing materials. Providing flexibility, S-5! offers one kit to accommodate all PV frame thicknesses from 1.3" (33 mm) to 2.5" (64 mm).

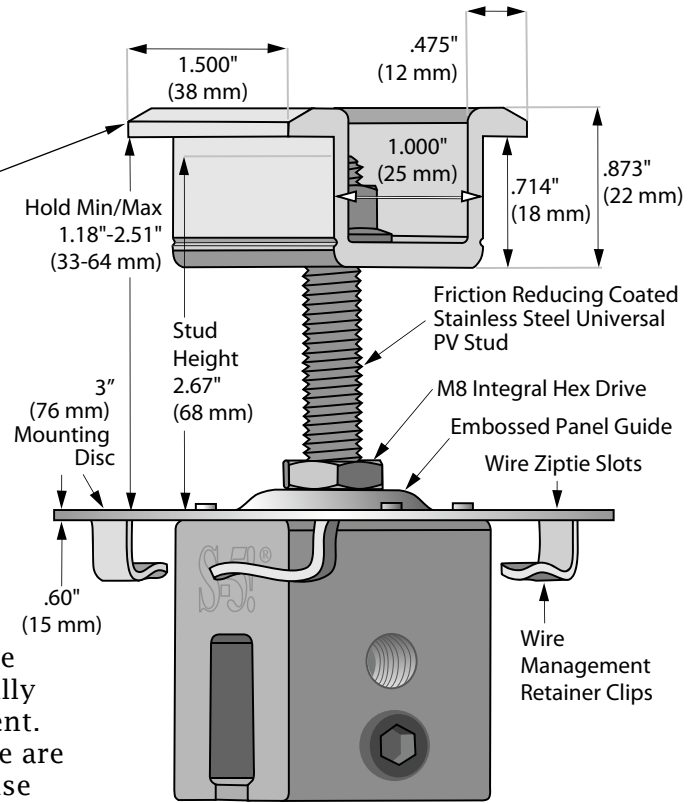
The embossed mounting disk makes the module placement guide easier to use. Four strategically placed under-disk hooks assist in wire management. The PV grab ears that hold the solar panel in place are broader to allow for ease of installation and precise module engagement. The mounting disk is universally directional and absolutely no rails are required.

A flat aluminum mounting disk with the new grab and stud is available for our VersaBracket™ PV Kit. S-5! also offers a flat stainless steel mounting disk for our stainless steel PV Kit for use on brass clamps and copper roofs.

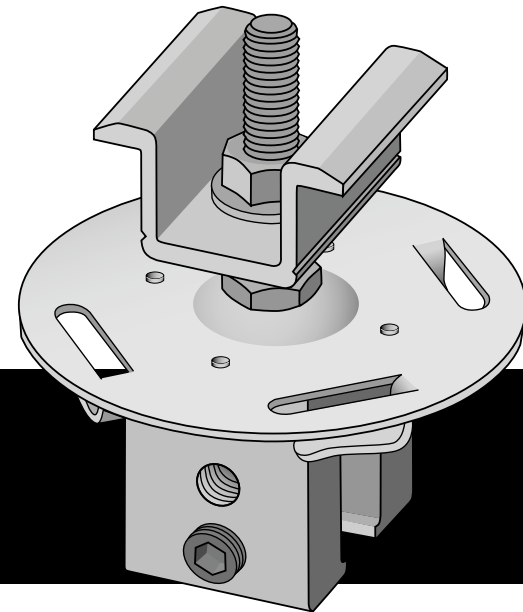
Wind dynamics are complex, thus, each system should be reviewed by a qualified licensed professional who understands wind effects on metal roof design and construction prior to purchase and installation. For more detailed information including specifications, installation instructions and CAD drawings visit www.S-5.com or your S-5-PV Kit distributor.

Patents pending. Clamp sold separately.

The S-5-PV Kit is a revolutionary new solution to attach solar PV panels to standing seam metal roofs!



Due to varied applications, clamps are not furnished with PV Kit.



S-5! Warning! Please use this product responsibly!

Products are protected by multiple U.S. and foreign patents. Visit the website at www.S-5.com for complete information on patents and trademarks. For maximum holding strength, setscrews should be tensioned and re-tensioned as the seam material compresses. Clamp setscrew tension should be verified using a calibrated torque wrench between 160 and 180 inch pounds when used on 22ga steel and between 130 and 150 inch pounds for all other metals and thinner gauges of steel. Consult the S-5! website at www.S-5.com for published data regarding holding strength.

Copyright 2010, Metal Roof Innovations, Ltd. S-5! products are patented by Metal Roof Innovations, Ltd.

version 073110

Distributed by

