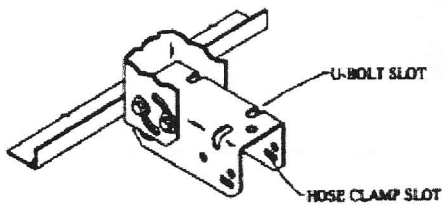
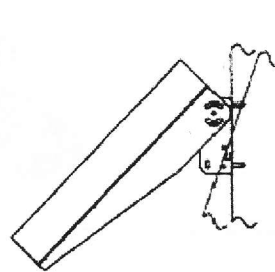


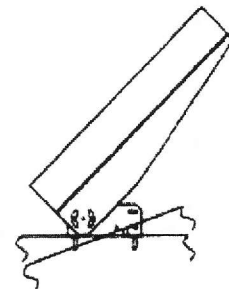
HOLE PATTERN IN BASE OF MOUNTING BRACKET



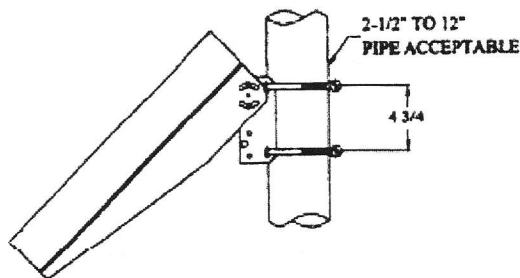
MOUNTING BRACKET MAY BE ASSEMBLED TO PANEL BRACKET TWO WAYS AS SHOWN (ROTATE END FOR END)



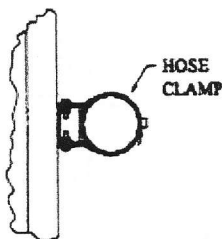
MOUNTING ON VERTICAL OR STEEPLY SLOPING FLAT SURFACE USING (2) LAG SCREWS OR BOLTS



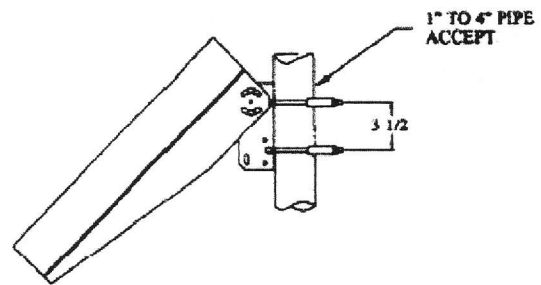
MOUNTING ON HORIZONTAL TO MODERATELY SLOPING FLAT SURFACE USING (2) LAG SCREWS OR BOLTS



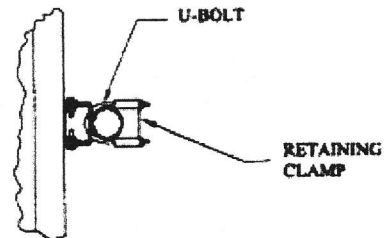
POLE MOUNTING USING HOSE CLAMPS. LONG LAG SCREWS THRU BASE MOUNTING HOLES MAY BE USED FOR WOODEN POLES



HOSE CLAMP MOUNTING



POLE MOUNTING USING U-BOLT CLAMPS.



RETAINING CLAMP