

WHITE PAPER

PV LABELING
NEC 2011 SECTION
690 SOLAR PHOTOVOLTAIC SYSTEMS

HellermannTyton

PV LABELING

NEC 2011 SECTION 690 SOLAR PHOTOVOLTAIC SYSTEMS

If there is one thing that every installer, engineer and designer can agree on is that there is no universal consensus on the definition of acceptable photovoltaic infrastructure labeling. The industry is so new and the codes and regulations are so diverse that most installers are left on their own to figure out how to ensure they pass inspection, while still meeting the labeling requirements of the National Electrical Code (NEC) and the International Fire Code (IFC). Both standards go hand in hand and address key issues of PV labeling. All Fire Marshalls are concerned about safety of first responders and emergency personnel.

Section 690 of the NEC code outlines the basic parameters for labeling, and the IFC goes a step further by actually defining the size of text, color and physical properties of the label. Guidelines that have structured the beginning of a process for label standardization.

However, there is still a lot of confusion and misunderstood information when it comes to photovoltaic (PV) labeling. It is not uncommon for an installer to believe that the use of etched plates are a directive of the NEC code, or that markers are mandated to last 20+ years on a solar installation. Yet, what are the true requisites of PV system labeling? How should the installer address the complex and often diverse issues regarding labeling and how that relates to passing inspections by the Authority Having Jurisdiction (AHJ)?

First, the NEC and IFC do not identify a particular method of marking the infrastructure. In NEC 2008, there is a phrase that reads as follows: *"The labels are required to be a durable, unalterable material permanently attached to the device. The most common type of labeling is engraved or etched plastic, which can be riveted or adhered to the device."*

The key here is that they are simply indicating that the most common type in use in 2008 was an engraved plate. In the past, many inspectors and installers have interpreted this to mean that an etched plate is mandatory if you want to pass inspection and have the marker last 20+ years.

But what about that 20+ year rating? There is no drawback to using an engraved plate, but the installer needs to be aware that most phenolics are not ultraviolet (UV) rated for outdoor use. Engraved plates can be costly and can have limitations when it comes to meeting the requirements of the most recent standards. The new standards are written to allow the installer to pick from a variety of identification methods. For instance, the IFC 2012 says that adhesive fastened signs are acceptable if properly adhered. It also states that vinyl signs to be weather resistant. The NEC simply asserts that the markings shall be sufficient to withstand the environment.

Adhesive label manufacturers, in the label converting industry, will typically certify their label materials up to five years for outdoor durability in direct exposure to the elements. Many fully pre-printed labels have a nine-year rating, which is exceptional in the labeling market. The typical definition of “outdoor durability” is that the labels should show little or no degradation during that time period and then slowly degrade as the years go by. Labels in shade or protected from direct exposure to sun and the elements can last two or three times longer before starting to break down.


The IFC actually goes one step further in distinguishing critical labels needed to prevent a life threatening hazard. It has become imperative that labels provide emergency responders with appropriate warning and guidance with respect to isolating the solar electric system. This includes identifying energized electrical lines that connect the solar modules to the inverter, as these should not be cut when venting smoke from a burning building. Cutting into a live conduit could result in a 520 volt jolt, so safety is a primary concern. The International Fire Code (IFC) and National Electrical Code (NEC) specifies that Electrical Metallic Tubing (EMT) conduit and raceways must be marked no less than every 10 feet, at every turn, above and below penetrations, and on all exposed raceways, cable trays, and other wiring methods. The labels also must be visible on the covers or enclosures of pull boxes and junction boxes as well as conduit bodies in which any of the available conduit openings are unused. The label is to be printed with the following text: PHOTOVOLTAIC POWER SOURCE. Further, the IFC requires that these labels must have reflective properties so that they are clearly visible in the beam of a flashlight. The IFC is specifying that the markings must be detectable from a distance, which denotes that the minimum text height is 3/8” using white lettering on a red background.

PHOTOVOLTAIC POWER SOURCE

Finally, the IFC recommends that the marker meet UL969, an adhesive label specification, which is another added consideration for the installer when determining how best to label a system. If we examine the new requirements and compare and contrast that to the various environmental factors such as surface type, UV exposure and color, the installer has many things to consider in selecting a labeling solution. These include:

1. Is the marker reflective? Is reflectivity required?
2. Does the marker meet UL969 requirements?
3. Can the marker easily adhere to conduit?
4. Is the marker UV resistant?
5. Will the marker stick to a variety of surfaces for the life of the product?
6. Is the printed verbiage correct?
7. Are the printed characters at least 3/8” tall, where required?
8. Are the colors correct?

Also, in NEC690.4(F), the installer must clearly mark circuits that are hidden under build up, laminate or other membrane roofing materials that are not covered by PV modules. This typically can be a metal shingle label or something permanent that can be attached to both tar and composite shingles.



The IFC would prefer to see labels that identify the main service disconnect or critical disconnects with reflective, red and white labels.



All other warning and caution labels can have a heading that is at least 50% taller than the body text. The message text should be at least .12" tall. If we compare this to Occupational Safety and Health Administration (OSHA) 1910.145 and the American National Standard Institute (ANSI) Z535, they specify that signs must be visible at a safe viewing distance from the hazard. They also recommend the use of safety alert symbols, where applicable.



The color red serves to satisfy both the Fire Marshall and the AHJ when approving installations. On the one hand, this appears to make the work of labeling more complex. However, it also allows the market to now provide a variety of labeling packages that are pre-made for use by the installers, cutting time and costs out of the process.

NEC 2011 and IFC 2012 offer updated insights into the dynamics of labeling the PV installation. The updated standards open the door for the acceptable use of high-quality labeling products that are designed to meet the critical UV exposures. These suitable labels also offer a permanent marking on low-energy surfaces, such as powder coat paints found on many of the new breaker boxes and inverters. These updates come at an opportune time when the market is now capable of supplying label inks and adhesives that are UV stable and have the ability to adhere to various surfaces without losing adhesion due to temperature or environmental changes.

These new and improved label materials also provide a cost advantage to the installer. For example, if a high-quality, UV stabilized, pre-printed or semi pre-printed label is used, the cost of labeling a typical installation goes from \$60 to \$70 per installation down to approximately \$10 or \$20 per installation. Not to mention, the installer is more likely to be truly compliant to the requirements of the NEC and IFC, as well as applicable UL, OSHA and ANSI standards.

LOCAL REGULATIONS

The one caveat that installers must consider are the local regulations. Some communities mandate the use of an engraved plate and, in those instances, the installer must comply. Yet, in most districts, there is no specific definition of what type of marker is required. This gives the installer more variability in selecting a labeling solution.

Again, there is no right or wrong answer on marker selection as long as the installer is meeting the requirements of the AHJ in all instances. The trend that we are seeing is that labeling products with specialized features, such as reflectivity, are the vanguard of the new era.

The market is still new and evolving, and like any other industry the players will seek to find the best solutions at the lowest cost. The cost of not passing an inspection is just as important as the cost of a marker. As the standards become more defined, additional solutions will become available to the designer, engineer and contractor.

Many adjustments are sure to come as the industry progresses and labeling grows with the changes to become a standard that everyone can define and implement now and in the future.

NEC 690 LABEL APPLICATIONS

NEC690.31(E)(3)

For use on EMT conduit, raceways, enclosures, and combiner boxes.



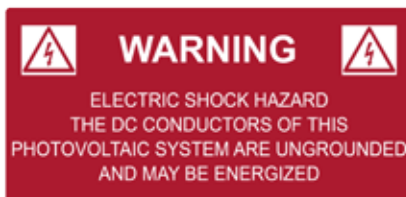
NEC690.4(F)

For use on shingled roofs where circuits are embedded.



NEC690.35(F)

A PV power source shall be labeled at each junction box, combiner box or disconnect, and device where energized circuits may be exposed during service.



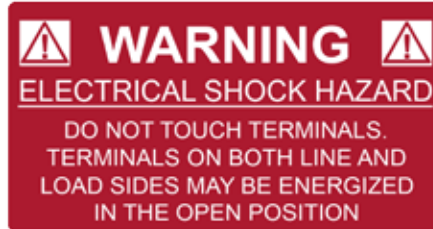
NEC690.5(C)

A label shall appear on the utility interactive inverter or be applied by the installer near the ground fault indicator at a visible location. Typically only used on ungrounded systems.



NEC690.17

Where all terminals of the disconnecting means may be energized in the open position, a warning label shall be mounted on adjacent to the disconnecting means. For use on AC/DC disconnects, junction boxes or breaker panel.



NEC110.27(C) or OSHA 1910.145(f)(7)

Warning labels are used to represent a hazard. For use on the breaker panel, main disconnect as well as junction and combiner boxes.



NEC690.14(2) and NEC690.1(C)(2)

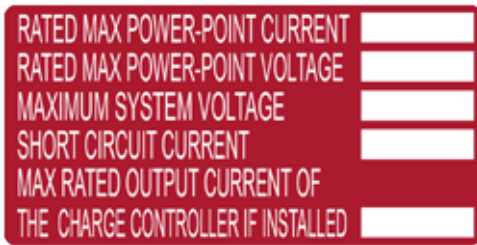


NEC690.15

If equipment is energized from more than one source, the disconnecting means must be grouped and identified. In this case of the labels shown, a printer can be used to print the breaker series or disconnect means in the white middle portion of each label.



NEC690.53(D)



NEC690.16(B)

Non-load-break-rated disconnect mean shall be marked "Do Not Open Under Load."



NEC690.33(E)(2)

Interruption current – be a type that requires the use of a tool to open will be marked "Do Not Disconnect Under Load."



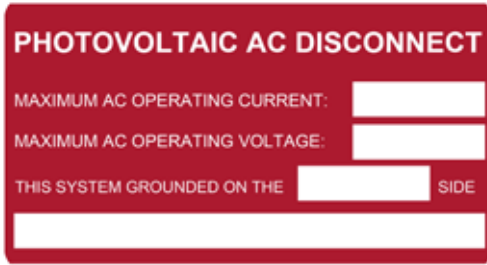
NEC690.54

All interactive points of interconnection with other sources shall be marked at an accessible location at the disconnecting means as the power source with the rated AC output current and nominal AC operating voltage.



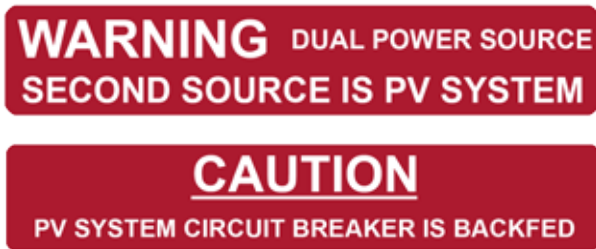
NEC690.55

PV power systems employing energy storage shall also be marked with the maximum operating voltage including any equalization voltage and the polarity of the grounded circuit conductor.



NEC705.12(D)(4) and NEC690.64

Equipment containing overcurrent devices in circuits supplying power to a busbar or conductor supplied from multiple sources shall be marked to indicate the presence of all sources. Typically used on the breaker panel.



Individual breakers should also be marked.



NEC690.56(A), NEC690.4(H) and NEC690.14(D)(4)

A large 4" wide continuous vinyl roll, printed and cut to size, using a label printing program to create directory labels or plaques for buildings and structures. Typical examples include:



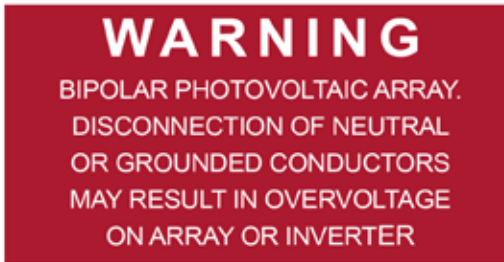
NEC690.10(C)

Single 120-volt supply label for panel breakers in a stand-a-lone PV system where only 120-volt service is installed.




NEC690.7(E)(3)

Bipolar source and output circuits on all DC equipment typically found on most larger solar farms.



NEC690.4

Where conductors of more than one PV system occupy the same junction box, raceway or equipment, the conductors of each system shall be identified at all terminations and splice points. Cables can be marked using UL969 approved self-laminating vinyl labels.



Always check local codes before defining labeling formats.

About HellermannTyton

HellermannTyton is a global manufacturer of identification, cable management and connectivity solutions for the commercial data, telecommunications, electrical, and industrial markets. HellermannTyton offers an integrated approach to design, operation, and delivery to optimize service and solutions for local and global customers. The company's engineered solutions and innovative products are designed and constructed to meet the strictest quality standards while delivering reliable implementation at the lowest cost.

For more information, call HellermannTyton at 800.822.4352 or visit www.hellermann.tyton.com for published details.

Author

Todd Fries – 06/9/2011

Todd Fries is a Marketing Manager of Identification Systems with HellermannTyton, headquartered in Milwaukee.

HellermannTyton North American Corporate Headquarters

7930 N. Faulkner Rd, PO Box 245017
Milwaukee, WI 53224-9517
Phone: (414) 355-1130, (800) 537-1512
Fax: (414) 355-7341, (800) 848-9866
email: corp@htamericas.com
www.hellermann.tyton.com
**TS16949:2002, ISO 9001:2000,
and ISO14001 Certified**

This information contained in the document represents the current view of HellermannTyton with respect to the subject matter contained herein as of the date of the publication. HellermannTyton makes no commitment to keep the information presented up to date and the facts in this document are subject to change without notice. As HellermannTyton must respond to the changing market conditions, HellermannTyton cannot guarantee the accuracy of any information presented after the date of the issuance. This document is presented for informational purposes only.

All rights reserved. No part of these pages, either text or image, may be used for any purpose other than personal use. Therefore, reproduction, modification, storage in a retrieval system or retransmission, in any form or by any means, electronic, mechanical or otherwise, for reasons other than personal use, is strictly prohibited without prior written permission.