

UNIRAC®

Bright Thinking in Solar

SOLARMOUNT®

Top Mounting UniRac Grounding Clips and WEEBLugs Installation Sheet 225.5

Clips and lugs are sold separately.

UGC-1

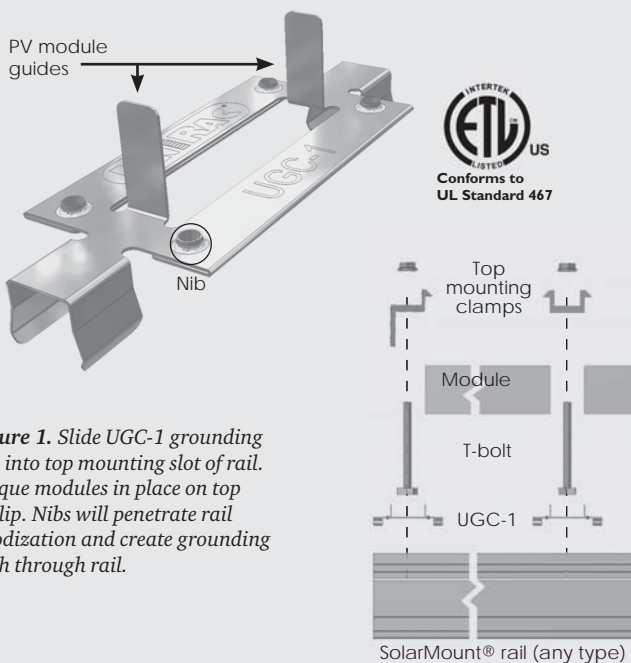


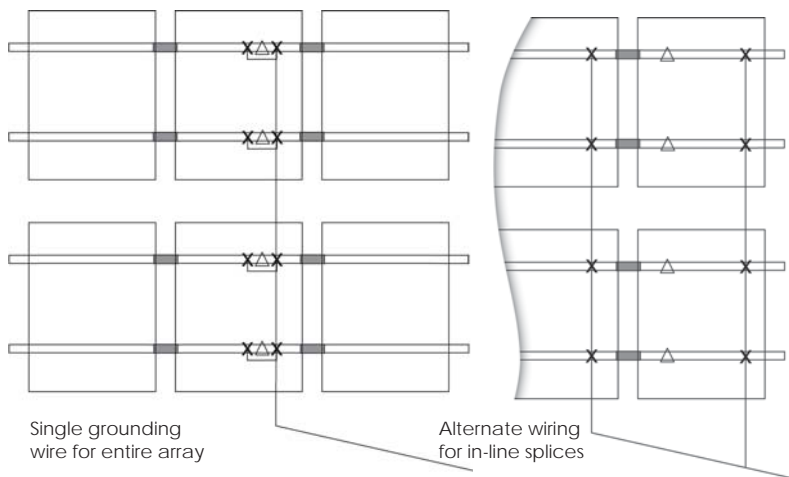
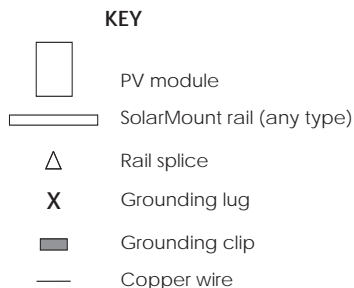
Figure 1. Slide UGC-1 grounding clip into top mounting slot of rail. Torque modules in place on top of clip. Nibs will penetrate rail anodization and create grounding path through rail.

WEEBLug



Figure 2. Insert a bolt in the aluminum rail or through the clearance hole in the stainless steel flat washer. Place the stainless steel flat washer on the bolt, oriented so the dimples will contact the aluminum rail. Place the lug portion on the bolt and stainless steel flat washer. Install stainless steel flat washer, lock washer and nut. Tighten the nut until the dimples are completely embedded into the rail and lug. The embedded dimples make a gas-tight mechanical connection and ensure good electrical connection between the aluminum rail and the lug through the WEEB.

Figure 3. Place grounding clips, WEEBLugs, and copper wire (6–10 AWG) as shown. Place a loop in the wire around splices to prevent tension. Be sure wiring between rails is not taut.



10 year limited Product Warranty

Unirac, Inc., warrants to the original purchaser (“Purchaser”) of product(s) that it manufactures (“Product”) at the original installation site that the Product shall be free from defects in material and workmanship for a period of ten (10) years, from the earlier of 1) the date the installation of the Product is completed, or 2) 30 days after the purchase of the Product by the original Purchaser. This Warranty does not cover damage to the Product that occurs during its shipment, storage, or installation.

This Warranty shall be VOID if installation of the Product is not performed in accordance

with Unirac’s written installation instructions, or if the Product has been modified, repaired, or reworked in a manner not previously authorized by UniRac IN WRITING, or if the Product is installed in an environment for which it was not designed. Unirac shall not be liable for consequential, contingent or incidental damages arising out of the use of the Product by the Purchaser under any circumstances.

If within the specified Warranty period the Product shall be reasonably proven to be defective, then Unirac shall repair or replace the defective Product, or any part thereof, in Unirac’s

sole discretion. Such repair or replacement shall completely satisfy and discharge all of Unirac’s liability with respect to this limited Warranty. Under no circumstances shall Unirac be liable for special, indirect or consequential damages arising out of or related to use by Purchaser of the Product.

Manufacturers of related items, such as PV modules and flashings, may provide written warranties of their own. Unirac’s limited Warranty covers only its Product, and not any related items.