

1. FEATURES

- Power MOSFET, Force Air Cooling
- Switch Mode Operation, High Efficiency
- True Continuous Rated Power Without Overheating
- Fully Protected: LIVP, HIVP, OTP, CL and Short Circuit
- DC Input Polarity Reverse Protection
- Internal Input Fuse Protect
- Good Load & Line Regulations
- Modified Sine AC Output
- Blue Anodized Aluminum Housing, with Mounting Clips


2. SPECIFICATIONS

Model Number	DAC-2424-100M
DC Input	24VDC Input: 24V (20-30V)
AC Output (rms)	24V ±5%
Output Frequency	50Hz ±3% or 60Hz ±3%
Output Waveform	Modified Sine
Line Regulation	0.5%
Load Regulation	3%
Input Fuse	5A
Protections	Low Input Voltage Protect < 20V High Input Voltage Protect > 30V
Efficiency	90% @ Full Load
Rated Output Power	100W
Max. Output Power	120W
No Load Current	120mA
Operating Temperature	5 - 55 °C
Size L x W x H (mm)	180 x 120 x 68
Weight	1.5kg


3. OPERATION

- (1) Mount the unit where there is no blocking of ventilation holes.
- (2) Connect 24V DC to the input “+” & “-” terminals at the front panel.
[The unit is protected against wrong polarity connection.]
- (3) Connect the load to the 24VAC output terminals at the front panel.
- (4) Turn on the “Power” switch.
[Both Power (Red) & AC Output (Green) LEDs turn on.]
- (5) Turn off the “Power” switch when necessary.

4 PANELS



Front Panel



Rear Panel

5. MAINTENANCE

This inverter is for indoor installation only. It is maintenance free if it is operated properly. It should be kept away from water and direct sunshine.


6. REMEDIES

Symptom	Recommended Action
Cannot power on the unit	(1) Check DC input cable. (2) Check power switch. (3) Check input polarity (4) Check input voltage. (5) Fuse may be blew-out.
Unit too hot or OTP	(1) Check if overloading (2) Check cable size (3) Check cooling fan.

7. ACCESSORIES

- (1) M3 x 12 BM Screw ----- 4 pcs.
- (2) Mounting Clips ----- 1 pair

DAC-2424-100M
24VDC/24VAC
MODIFIED SINE DC-AC INVERTER



OPERATION MANUAL